


DISASSEMBLY

- 1** Remove the thumb screw



- 2** Remove the knob completely



- 3** Pull the T post out of the center of the clamp




- 4** Separate the top and bottom jaw

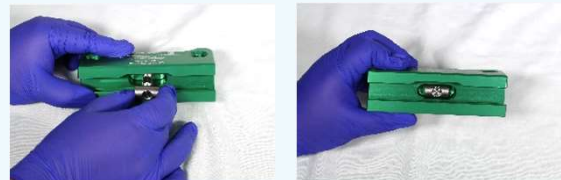


REASSEMBLY

- 1** Slide the bottom jaw into the top jaw



- 2** Replace the T post by dropping it into the recessed hole



- 3** Ensure that the threaded rod is protruding from the back of the clamp



- 4** Replace the knob onto the threaded rod



- 5** Replace thumb screw



Catalog Number 120
Doc Title INFO-IMP-0002
Version 0



Scan for additional
documentation

Quad® Clamp is a registered trademark of Innovative Medical Products, Inc.
IMP® products are protected by patent & patent pending rights ~ go to
IMPmedical.com/patents
© October 2023 Innovative Medical Products, Inc
ALL RIGHTS RESERVED